

Date	Revision
1.6.2022	2

Specification

1. Operating environmental temp: 0°C to +35°C.
2. Operating relative humidity: less than 90%.
3. Rated voltage: 220-240V 50/60Hz.
4. Wattage: 3.3W.
5. Conversion time: 1 second.
6. LED:SMT 5730LED*10pcs.
7. Lumens: 140lm.
8. Emergency duration: more than 180 minutes.
9. Battery installed or replaced:
LiFePO4 3.2V 1500mah
10. Recharge time: 24 hours.

Important Information

We recommend that luminaires are installed by a qualified electrician ensuring the installation complies with current IEE wiring regulations BS7671:2018 & local building control.

- All tests should be carried out in accordance to EN 50172:2004.
- BELL will not accept responsibility for any claims arising from a poor installation.
- The light source of this luminaire is not replaceable: when the light source reaches end of life, the whole luminaire must be replaced.

Important User Advice

- Ensure that there is adequate free air ventilation around the fitting.
- Always switch off mains supply before installing.



09042



09043

Read these instructions before installation and retain for future reference

This equipment should be installed by a competent electrician



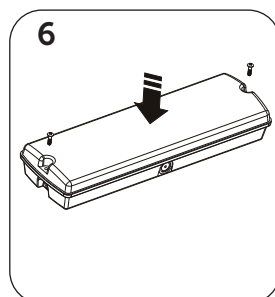
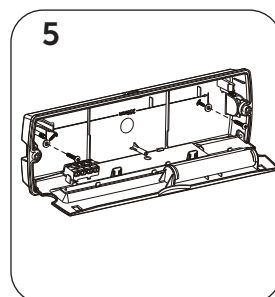
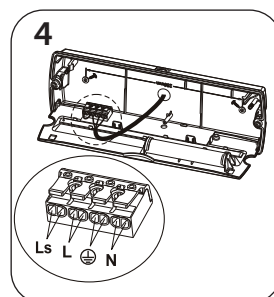
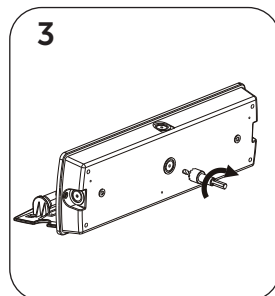
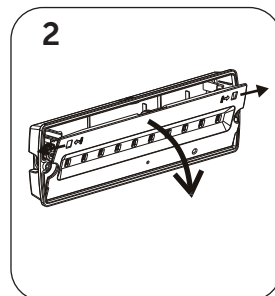
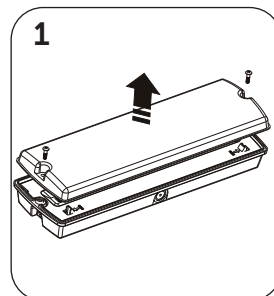
Installation:

1. Connect mains supply wiring as follows:



L (Permanent Live) L1 (Switch Live)

2. Power line & battery wires should be connected securely, and all screws fixed.
3. Switch on 220-240V AC supply and check if the green LED indicator illuminates to confirm charging of batteries.
4. Allow a short period for part charging of the batteries and then isolate the mains supply to the fitting in order to check the correct operation of the fitting in emergency mode. In the first use, after a continuous charge for 24 hours, a mains failure should be simulated to ensure that the fitting work for its specified time (only at a safe & appropriate time). The fitting will be fully charged with 24 hours continuous charging.



RECOMMENDED ROUTINE TEST PROCEDURE

The following test are designed to ensure the continued protection of your premises and occupants. Because of the possibility of a failure of the normal lighting supply occurring shortly after a period of testing, all tests should, whenever possible, be undertaken at times of least risk, e.g. during daylight hours.

ONCE A DAY

Visual inspection of battery charge led.

ONCE A MONTH

Each unit should be energised from it's battery for adequate time to ensure, by simulation of a failure of the normal lighting supply, the emergency mode is functioning correctly.

ONCE EACH YEAR

All units should be placed into emergency mode and checked that the duration provided by the battery meets the specified time period.

This product may contain substances that can be hazardous to the environment if not disposed of properly. Electrical and electronic equipment should never be disposed of with general household waste but must be separated for its correct treatment and recovery.

Where possible recycle your packaging.



Technical Helpline +44 (0)1924 893380

www.bellighting.co.uk

British Electric Lamps Ltd
Unit A Foxbridge Way, Normanton Industrial Estate
Normanton, West Yorkshire. WF6 1TN

T: +44 (0)1924 893380 F: +44 (0)1924 894320 E: sales@bellighting.co.uk

www.bellighting.co.uk

Testing & Commissioning for Emergency Luminaire

- Ensure the Load is connected.
- Connect the battery.
- Switch on the Unswitched Supply
- Check the Charge LED illuminates.
- Switch on the Maintained Supply
- Check the LED illuminates as normal.
- Switch off the Maintained Supply.
- Switch off the Unswitched Supply
- Check the Charge LED extinguishes and the load LED illuminates at a reduced output.
- Enter the commissioning date on the Battery Pack.
Switch on the Unswitched Supply

Luminaire Ref/Location		In Case of difficulty, contact the Installation Engineers:- Tel: _____									
Full Recharge Time 24 Hours			Duration 3 Hours			Lamp Type - LED					
ROUTINE TEST RECORD											
	Year 1		Year 2		Year 3		Year 4		Year 5		
Monthly Test	Signed	Date	Signed	Date	Signed	Date	Signed	Date	Signed	Date	
Functional											
Functional											
Functional											
Functional											
Functional											
Functional											
Functional											
Functional											
Functional											
Functional											
Three Hour											